



MSRP Commercial Aluminum

		DCU							
		20"	23"	26"	29"	36"	23/29 Wedge	26/32 Wedge	30/36 Wedge
Truck Size	Height Bed Length								
Compact	4'	\$3,000	\$3,000	\$3,100	\$3,250				
	5'	\$3,050	\$3,050	\$3,150	\$3,300	\$3,600	\$3,550	\$3,650	\$3,800
	6'	\$3,150	\$3,150	\$3,250	\$3,400	\$3,700	\$3,650	\$3,750	\$3,900
Full	5.5'	\$3,100	\$3,100	\$3,200	\$3,350	\$3,650	\$3,600	\$3,700	\$3,850
	6.5'	\$0	\$3,180	\$3,280	\$3,430	\$3,730	\$3,680	\$3,780	\$3,930
	8'	\$0	\$3,250	\$3,350	\$3,500	\$3,800	\$3,750	\$3,850	\$4,000
Super Duty	6.5'			\$3,350	\$3,500	\$3,800	\$3,750	\$3,850	\$4,000
	8'			\$3,480	\$3,630	\$3,930	\$3,880	\$3,980	\$4,130

		DCU Max				Diamond Edition DCU			
		20"	23"	26"	29"	20"	23"	26"	29"
Truck Size	Height Bed Length								
Compact	4'	\$4,000	\$4,000	\$4,100	\$4,200	\$4,100	\$4,100	\$4,200	\$4,300
	5'	\$4,050	\$4,050	\$4,150	\$4,250	\$4,150	\$4,150	\$4,250	\$4,350
	6'	\$4,150	\$4,150	\$4,250	\$4,350	\$4,250	\$4,250	\$4,350	\$4,450
Full	5.5'		\$4,300	\$4,400	\$4,500		\$4,400	\$4,500	\$4,600
	6.5'		\$4,380	\$4,480	\$4,580		\$4,480	\$4,580	\$4,680
	8'		\$4,450	\$4,550	\$4,650		\$4,550	\$4,650	\$4,750
Super Duty	6.5'			\$4,600	\$4,700			\$4,700	\$4,800
	8'			\$4,780	\$4,880			\$4,880	\$4,980

Note: Destination & delivery fees, and installation charges are not included. Please contact your preferred RealTruck Truck Cap Dealer for details and Special Offers



MSRP Commercial Aluminum


Truck Size	DCU			DCU Max			Diamond Edition DCU		
	Compact	Full	Super Duty	Compact	Full	Super Duty	Compact	Full	Super Duty

OPTIONS:

SPECIAL OPTIONS

Notice: not all options are available for every truck year/make/model.

Extra Height Over 36"/inch <i>(additional freight not included)</i>	\$90	\$95	\$100						
Radius Front Straight Sides (Only 29" and 36"+)	\$210	\$220	\$230						



EXTERIOR FINISH

Standard Color (Included)	White, Dove Gray or Black	White, Dove Gray or Black	White, Dove Gray or Black	White	White	White	Diamond Plate	Diamond Plate	Diamond Plate
Paint-to-match (23" w/ half doors)	\$500	\$510	\$520	\$500	\$510	\$520			
Paint-to-match (26", 29", 36" or any full door units)	\$600	\$620	\$640	\$600	\$620	\$640			
Paint-to-match (Over 36")	Call for Quote	Call for Quote	Call for Quote	Call for Quote	Call for Quote	Call for Quote			
Tri-coat Paint	\$200	\$240	\$290	\$200	\$240	\$290			
Black Trim	Included	Included	Included	Included	Included	Included	Included	Included	Included
White Trim	\$80	\$85	\$90	\$80	\$85	\$90			

INTERIOR FINISH

Dark Gray Headliner Roof Only	\$200	\$210	\$220	\$200	\$210	\$220	\$200	\$210	\$220
Dark Gray Headliner Complete Interior	\$480	\$490	\$520	\$480	\$490	\$520	\$480	\$490	\$520
.035 Metal Skin Roof, Front and Rear (Doors Not Included)	\$500	\$510	\$520	\$500	\$510	\$520	\$500	\$510	\$520



MSRP Commercial Aluminum

REAR DOOR	DCU			DCU Max			Diamond Edition DCU		
	Included	Included	Included	Included	Included	Included	Included	Included	Included
Standard Access Door	Included	Included	Included	Included	Included	Included	Included	Included	Included
Single Full Access Door	\$370	\$380	\$400	\$700	\$720	\$750	\$700	\$720	\$750
Double Full Access Door	\$450	\$460	\$500	\$760	\$770	\$800	\$760	\$770	\$800
Hatchback Access Door	\$370	\$380	\$400						

REAR DOOR OPTIONS									
Window for Standard Access Door	\$120	\$125	\$130	\$120	\$125	\$130	\$120	\$125	\$130
Window for Single Full Access Door	\$120	\$125	\$130	\$120	\$125	\$130	\$120	\$125	\$130
Window for Double Full Access Door	\$140	\$145	\$150	\$140	\$145	\$150	\$140	\$145	\$150
Window for Hatchback Access Door	\$120	\$125	\$130						
Security Screens for any Window (each)	\$100	\$105	\$110	\$100	\$105	\$110	\$100	\$105	\$110
.035 Metal Skin Interior of Each Door	\$100	\$105	\$110						
.063 Metal Skin Interior of Each Door				\$140	\$145	\$150			
.063 Diamond Plate Metal Skin Interior of Each Door							\$140	\$145	\$150

DRIVER AND PASSENGER SIDE OPTIONS (PER SIDE)									
No Side Door or Window - Solid Aluminum (<i>No Cut Out</i>)	n/c	n/c	n/c	n/c	n/c	n/c	n/c	n/c	n/c
Full Length Door	Included	Included	Included	Included	Included	Included	Included	Included	Included
Full Length Door with Double Windows	\$240	\$250	\$260	\$240	\$250	\$260	\$240	\$250	\$260
Double Doors	\$140	\$250	\$270	\$140	\$250	\$270	\$140	\$250	\$270
Double Windows	\$240	\$250	\$260	\$240	\$250	\$260	\$240	\$250	\$260
63 x 14 Glass Window	\$210	\$220	\$230						
69 x 14 Glass Window	\$240	\$250	\$270						
63 x 14 Aluminum Framed Half Slider	\$120	\$130	\$140						
69 x 14 Aluminum Framed Half Slider	\$120	\$130	\$140						
Security Screens for any Window (each)	\$100	\$105	\$110	\$100	\$105	\$110	\$100	\$105	\$110
.035 Metal Skin Interior of Each Door	\$100	\$105	\$110						
.063 Metal Skin Interior of Each Door				\$140	\$145	\$150			
.063 Diamond Plate Metal Skin Interior of Each Door							\$140	\$145	\$150



MSRP Commercial Aluminum

DCU	DCU Max	Diamond Edition DCU
-----	---------	---------------------

TOOLBOX (PER SIDE)	& DCU Max = Steel			Diamond Edition = Diamond Plate					
Full Length Standard Toolbox	\$230	\$240	\$250	\$380	\$390	\$400	\$380	\$390	\$400

Toolbox Divider Options:

Option #1	\$90	\$95	\$100	\$140	\$145	\$150	\$140	\$145	\$150
Option #2	\$120	\$125	\$130	\$170	\$175	\$180	\$170	\$175	\$180
Option #3	\$140	\$145	\$150	\$190	\$195	\$200	\$190	\$195	\$200
Option #4	\$150	\$155	\$160	\$200	\$205	\$210	\$200	\$205	\$210
Option #5	\$210	\$215	\$220	\$250	\$255	\$260	\$250	\$255	\$260
Option #6	\$60	\$65	\$70	\$110	\$115	\$120	\$110	\$115	\$120
Option #7	\$190	\$195	\$200	\$240	\$245	\$250	\$240	\$245	\$250
Option #8	\$110	\$115	\$120	\$160	\$165	\$170	\$160	\$165	\$170
Option #9	\$110	\$115	\$120	\$160	\$165	\$170	\$160	\$165	\$170
Option #10	\$210	\$215	\$220	\$250	\$255	\$260	\$250	\$255	\$260
Option #11	\$210	\$215	\$220	\$250	\$255	\$260	\$250	\$255	\$260
Option #12	\$180	\$185	\$190	\$230	\$235	\$240	\$230	\$235	\$240
Option #13	\$120	\$125	\$130	\$160	\$165	\$170	\$160	\$165	\$170
Option #14	\$140	\$145	\$150	\$180	\$185	\$190	\$180	\$185	\$190
Option #15	\$140	\$145	\$150	\$180	\$185	\$190	\$180	\$185	\$190
Option #16	Call for Quote	Call for Quote	Call for Quote	Call for Quote	Call for Quote	Call for Quote	Call for Quote	Call for Quote	Call for Quote
Fold Down Shelf	\$100	\$105	\$110	\$150	\$155	\$160	\$150	\$155	\$160

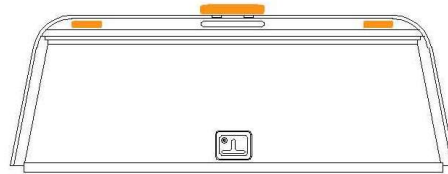


MSRP Commercial Aluminum

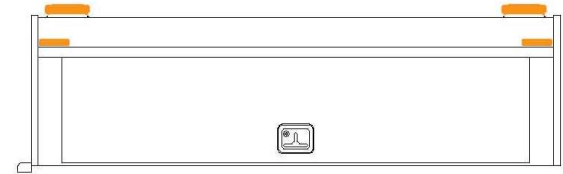
SAFETY LIGHTING OPTIONS

DCU	DCU Max	Diamond Edition DCU
-----	---------	---------------------

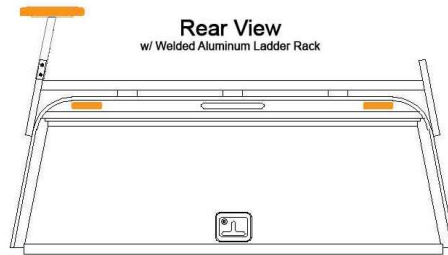
Rear View



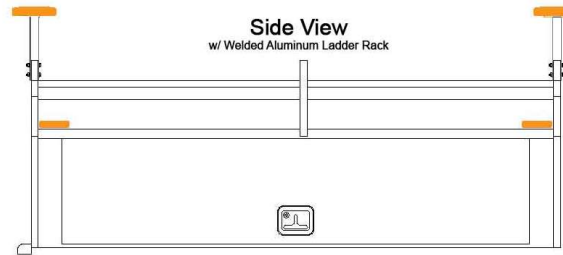
Side View



Rear View
w/ Welded Aluminum Ladder Rack



Side View
w/ Welded Aluminum Ladder Rack





MSRP Commercial Aluminum

ROOF RACKS	DCU			DCU Max			Diamond Edition DCU		
	Aluminum Ladder Rack with 1 Center Support	\$200	\$205	\$215	\$200	\$205	\$215	\$200	\$205
Aluminum Ladder Rack with 2 Center Supports	\$280	\$290	\$310	\$280	\$290	\$310	\$280	\$290	\$310
Over-the-Wedge Aluminum Ladder Rack with 1 Center Support	\$240	\$245	\$260						
Over-the-Wedge Aluminum Ladder Rack with 2 Center Supports	\$310	\$320	\$340						
Jet Rack Interior Rack (Track installed, Rack Ships Separately)	\$310	\$320	\$340	\$310	\$320	\$340	\$310	\$320	\$340
Roof Rack Tracks Only	\$280	\$310	\$340	\$280	\$310	\$340	\$280	\$310	\$340
Custom LR Plates - 18" x 10" (To install a non-Prime Design rack)	\$140	\$140	\$140	\$140	\$140	\$140	\$140	\$140	\$140

***Prime Design AluRack:** *Design mounting plates to install)*

Prime Design LR Mounting - Plates Only (Factory Installed)	\$140	\$140	\$140	\$140	\$140	\$140	\$140	\$140	\$140
--	-------	-------	-------	-------	-------	-------	-------	-------	-------

Dealer Installed Options...

Order: PA-23386-001D - AluRack 80" SB w/Roller	\$950	\$950	\$950	\$950	\$950	\$950	\$950	\$950	\$950
Order: PA-23386-002D - AluRack 98" SB w/Roller	\$1,100	\$1,100	\$1,100	\$1,100	\$1,100	\$1,100	\$1,100	\$1,100	\$1,100
Order: PA-23386-003D - AluRack 120" LB w/Roller	\$1,250	\$1,250	\$1,250	\$1,250	\$1,250	\$1,250	\$1,250	\$1,250	\$1,250
Order: 23388-001 - AluRack DS Quick Clamp Option	\$450	\$450	\$450	\$450	\$450	\$450	\$450	\$450	\$450
Order: 23388-002 - AluRack PS Quick Clamp Option	\$450	\$450	\$450	\$450	\$450	\$450	\$450	\$450	\$450

** See Prime Design - AluRack specific price sheet for additional important application information*

***Prime Design ErgoRack:** *Design mounting plates to install)*

Prime Design LR Mounting - Plates Only (Factory Installed)	\$140	\$140	\$140	\$140	\$140	\$140	\$140	\$140	\$140
Double Clamping (Factory Installed)									
<i>Requires roof plates</i>	\$1,300	\$1,300	\$1,300	\$1,300	\$1,300	\$1,300	\$1,300	\$1,300	\$1,300

Dealer Installed Options...

Order: PA-23381D - Double Clamping	\$1,300	\$1,300	\$1,300	\$1,300	\$1,300	\$1,300	\$1,300	\$1,300	\$1,300
Order: PA-23383-001D - Clamp (DS) - Rotation (PS) Ladder Rack 6'	\$2,300	\$2,300	\$2,300	\$2,300	\$2,300	\$2,300	\$2,300	\$2,300	\$2,300
Order: PA-23383-002D - Clamp (DS) - Rotation (PS) Ladder Rack 8'	\$2,360	\$2,360	\$2,360	\$2,360	\$2,360	\$2,360	\$2,360	\$2,360	\$2,360
Order: PA-23384-001D - Double Rotational Ladder Rack 6'	\$3,360	\$3,360	\$3,360	\$3,360	\$3,360	\$3,360	\$3,360	\$3,360	\$3,360
Order: PA-23384-002D - Double Rotational Ladder Rack 8'	\$3,380	\$3,380	\$3,380	\$3,380	\$3,380	\$3,380	\$3,380	\$3,380	\$3,380

** See Prime Design - ErgoRack specific price sheet for additional important application information*



MSRP Commercial Aluminum

	DCU	DCU Max	DCU Max	DCU Max	Diamond Edition DCU
--	-----	---------	---------	---------	---------------------

MOUNTING KITS									
K2 Bolt & Seal Kit (1/2 rear door units)	\$30	\$30	\$30	\$30	\$30	\$30	\$30	\$30	\$30
K3 Bolt & Seal Kit (full rear door units)	\$40	\$40	\$40	\$40	\$40	\$40	\$40	\$40	\$40
Bed Reinforcement Kit (24 Ford Ranger)	\$120			\$120			\$120		
Bed Reinforcement Kit (24 Ford Ranger) + K2 Bolt & Seal Kit (1/2 rear door units)	\$150			\$150			\$150		
\Bed Reinforcement Kit (24 Ford Ranger) + K3 Bolt & Seal Kit (full rear door units)	\$160			\$160			\$160		
Clamp & Seal Kit - w/o Utility Track (24+ Tacoma) (1/2 rear door units)	\$60			\$60			\$60		
Clamp & Seal Kit - w/o Utility Track (24+ Tacoma) (full rear door units)	\$80			\$80			\$80		
Clamp & Seal Kit - w/ Utility Track (24+ Tacoma) (1/2 rear door units)	\$60			\$60			\$60		
Clamp & Seal Kit - w/ Utility Track (24+ Tacoma) (full rear door units)	\$80			\$80			\$80		

ADDITIONAL ADD-ONS									
Roof Vent	\$90	\$90	\$90	\$90	\$90	\$90	\$90	\$90	\$90
Slick Lock (Double Full Doors Only)	\$230	\$230	\$230	\$230	\$230	\$230	\$230	\$230	\$230

ADDITIONAL ACCESSORIES AVAILABLE	
Rival LED Lighting	Product Specific Price Sheet
KargoMaster/Holman	Product Specific Price Sheet
Decked/CargoGlide	Product Specific Price Sheet
BedRug	Product Specific Price Sheet
TruckVault	Product Specific Price Sheet